

Covid-19 Vaccines Lead to New Infections and Mortality: The Evidence is Overwhelming

 williambowles.info/2021/05/28/covid-19-vaccines-lead-to-new-infections-and-mortality-the-evidence-is-overwhelming/amp

May 28, 2021



barovsky

1 month ago

27 May 2021 — — **Global Research – Mondalisation.ca**

By **Gérard Delépine**



This article by Dr Gérard Delépine was first published in French on our French language website mondialisation.ca

The English text below is an AI Translation with some minor edits by Global Research.

This article demonstrates unequivocally that mortality and morbidity has increased dramatically as a result of the vaccine. The incidence of Covid positive cases has also increased.

“And everywhere they have been followed by a dramatic rise in new infections and mortality for several weeks or months”

Dr Delépine carefully analyses the pre and post vaccine trends for 14 countries in major regions of the World.

The latest official figures for the European Union which are rarely acknowledged by the mainstream media indicate the following:

From late December 2020 to May 22, 2021:

1. 12,184 deaths and 1,196,190 injuries following injections of four experimental COVID-19 shots (Moderna, Pfizer-BioNTech; AstraZeneca and Johnson & Johnson's Janssen). Serious injuries are of the order of 604,744 (i.e more than 50% of total injuries)
2. The Pfizer-BioNTech mRNA gene-edited vaccine has resulted in the largest number of fatalities: Total reactions for its mRNA vaccine Tozinameran: 5,961 deaths and 452,779 injuries to 22/05/2021

While Pfizer has the largest numbers of deaths and injuries, the EU Commission has largely placed the blame on AstraZeneca.

Ironically, not only does Pfizer have a criminal record with the US Department of Justice for “fraudulent marketing”, the EU Commission has chosen Pfizer BioNTech as its “Reliable Partner” for the production of 1.8 billion doses over the next 3-4 years, in a contract which is currently under negotiation.

Michel Chossudovsky, Global Research, May 27, 2021

Two months ago, we tried to alert people to the paradoxical results of the covid19 vaccines by publishing the pre- and post-vaccination mortality curves for Israel and Great Britain [1] which already showed that these vaccinations were followed by ‘a considerable increase in contamination and mortality lasting 6 to 8 weeks after the start of vaccination. [2]

Since this period, vaccination campaigns have spread worldwide even to countries where covid was not present. And everywhere they have been followed by a dramatic rise in new infections and mortality for several weeks or months. [3]

How many deaths and severe accidents will it take for executives, WHO, health agencies FDA, EMA among others, to look at the proven results of this experimental pseudo-vaccination in the real world and derive the results from it? consequences ?

Reminder of the proven facts published by the WHO

We present below the epidemic curves of the most vaccinated countries as published by the WHO (with our comments in red).

ASIA

In Nepal, a country of 28 million inhabitants

The vaccination campaign, using the Chinese vaccine and the Indian Astra Zeneca, began at the end of January 2021. So far, after ten months of the epidemic, the country had 270,092 confirmed cases and 2017 deaths and the daily average of new cases s ‘amounted to 350.

Four months after vaccination began, the epidemic has exploded with a current average of 8,000 new cases daily. As of May 22, Nepal had 497,052 (+ 90%) confirmed cases and 6,024 deaths (+ 200%.)



Népal 22/5 Evolution de l'épidémie

Fin Janvier 2021, après dixmois d'épidémie, le pays recensait 270092 cas confirmés et 2017 morts.¹
La vaccination commencée le 27 janvier 2021 avait administré au 17/5 2021 : 2 502 337 doses



In Thailand, a country of 70 million inhabitants

The vaccination campaign using the Chinese vaccine began in the first week of March. So far, since the start of the epidemic, the country has only recorded 25,000 infected and 83 deaths attributed to Covid19.



Thaïlande

Evolution de l'épidémie

Avant la vaccination, commencée début mars 2021 la Thaïlande faisait partie des nombreux pays affichant un bilan Covid19 satisfaisant avec seulement 25000 contaminés et 83 morts,



Après la vaccination les contaminations et la mortalité ont augmenté fortement. Au 21/5/21 la Thaïlande comptait 123766 cas (+400%) et 735 morts (+800%)



Docteur G Delépine Source des données OMS Covid 19 Dashboard du 21/5/2021

Since the start of vaccination, in 2 months, the number of infected has multiplied by 5 (123,066 on 22/5) and that of deaths by 9 (735 on 22/5).

In Cambodia, a country of 27 million inhabitants



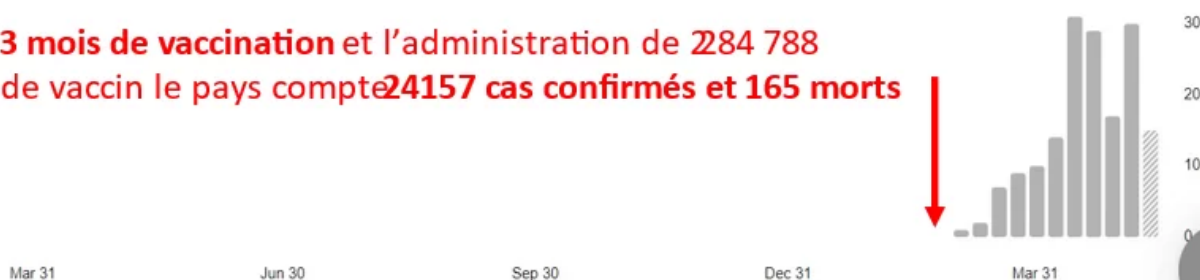
Cambodge

La campagne de vaccination a commencé le 24 février et s'est fortement intensifiée en mars

Avant la vaccination le Cambodge recensait 633 cas confirmés et **aucune mort attribuée au Covid19**



Après 3 mois de vaccination et l'administration de 284 788 doses de vaccin le pays compte **24157 cas confirmés et 165 morts**



Docteur G Delépine Source des données OMS Covid 19 Dashboard du 23/5/2021

In Mongolia, a country of 3.3 million inhabitants



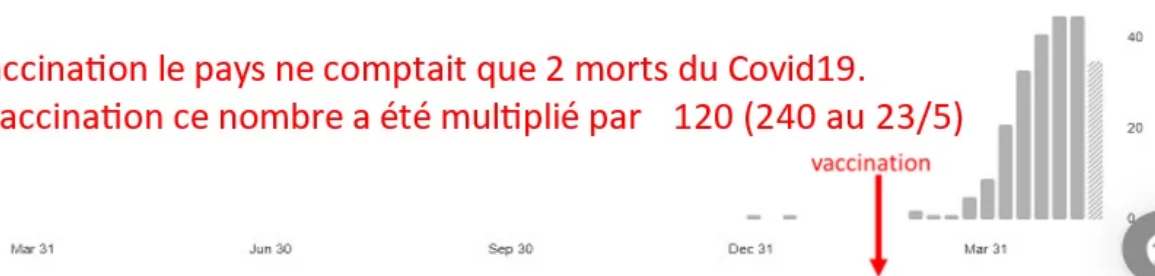
Mongolie Evolution de la mortalité hebdomadaire

La vaccination a débuté le 23 février. Au **30 avril 2021**, un total de **1 206 076 doses de vaccin** avait été administré.

Avant la vaccination le pays ne comptait que 2693 cas confirmés de Covid19. Le 23 mai ce chiffre s'élevait à 51247



Avant la vaccination le pays ne comptait que 2 morts du Covid19. Depuis la vaccination ce nombre a été multiplié par 120 (240 au 23/5)



Docteur G Delépine Source des données OMS Covid 19 Dashboard du 6/5/2021

South America

In Colombia , a country of 50 million inhabitants

country severely affected by the disease, the epidemic began to decline sharply until the start of the vaccination campaign on February 18, 2021.

Since then, the number of daily infections has quadrupled and daily mortality has multiplied by 3



Colombie Evolution de l'épidémie

Avant la Vaccination (18 février) l'épidémie reculait



Docteur G Delépine Source des données OMS Covid 19 Dashboard du 23/5/2021

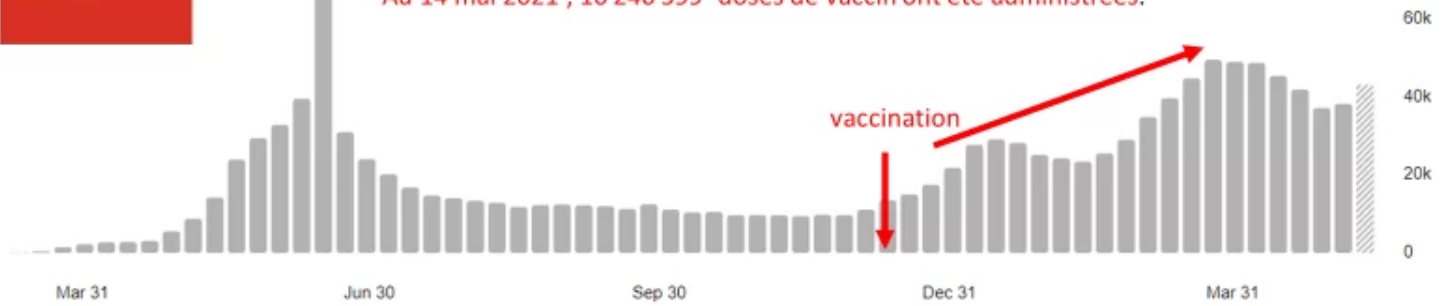
Chile, country of 18 million inhabitants

Vaccination began on December 24 and a total of nearly 17.1 million doses of the vaccine have been administered to less than 20 million people. But despite the highest vaccination coverage rate in South America and harsh confinements, the number of daily infections and the number of deaths remain close to triple what they were before the start of the vaccination campaign ...

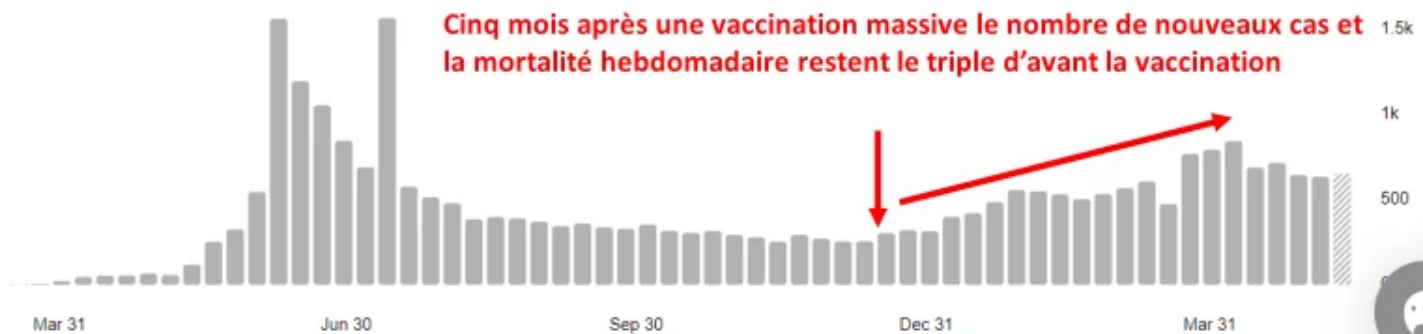


Evolution de l'épidémie au Chili au 24/5

Au 14 mai 2021, 16 246 599 doses de vaccin ont été administrées.



Cinq mois après une vaccination massive le nombre de nouveaux cas et la mortalité hebdomadaire restent le triple d'avant la vaccination



Docteur G Delépine Source des données OMS Covid 19 Dashboard du 24/5/2021

In Brazil, a country of 217 million inhabitants

Vaccination began on January 18 as weekly mortality stabilized around 7,000

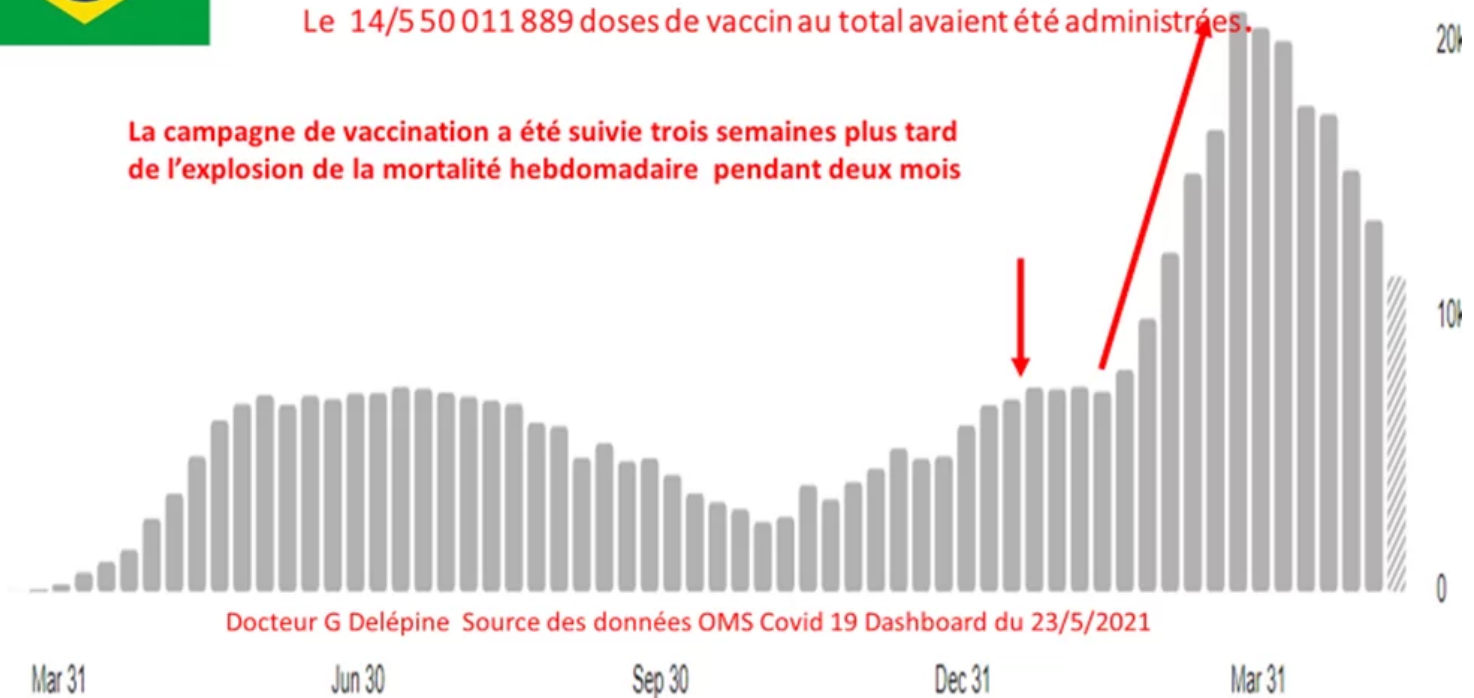


Brésil Au 23 mai 2021

La campagne de vaccination a débuté le 18 janvier

Le 14/5 50 011 889 doses de vaccin au total avaient été administrées.

La campagne de vaccination a été suivie trois semaines plus tard de l'explosion de la mortalité hebdomadaire pendant deux mois



Docteur G Delépine Source des données OMS Covid 19 Dashboard du 23/5/2021

Mass Vaccination Triggers Spike in Cases, Deaths

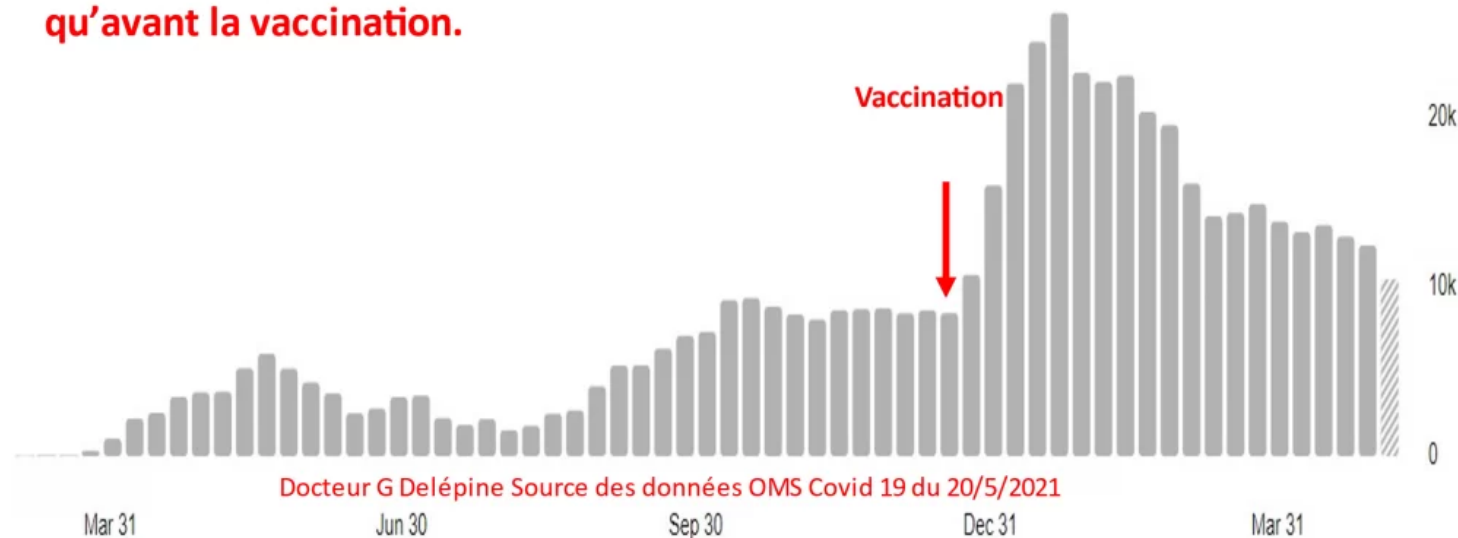
In the United Arab Emirates, a country of 10.5 million inhabitants



Emirats Arabes Unis évolution de l'épidémie

La campagne de vaccination a débuté le 23/12/2020. A12 mai 2021, 11 366 954 doses avait été administrées

les contaminations ont explosé après le début de vaccination passant de 195819 le 23/12 à 550029 le 20 /5/21(+150%) tandis que le nombre de nouvelles contaminations hebdomadaires restaient 50% plus élevées qu'avant la vaccination.



In Kuwait, a country of 4.2 million inhabitants



Koweït Evolution des contaminations

Au 28 Avril 2021, un total of 1 120 000 doses de vaccins a été administré

La vaccination commencée le 27/12/2020 a été suivie d'une augmentation considérable des contaminations passant de 1625 cas hebdomadaires le 28/12/20 à 8806 cas le 16/5/2021



La vaccination a été suivie d'une augmentation considérable de la mortalité hebdomadaire passant de 937s le 28/12/20 à 2021 le 22/5/2021



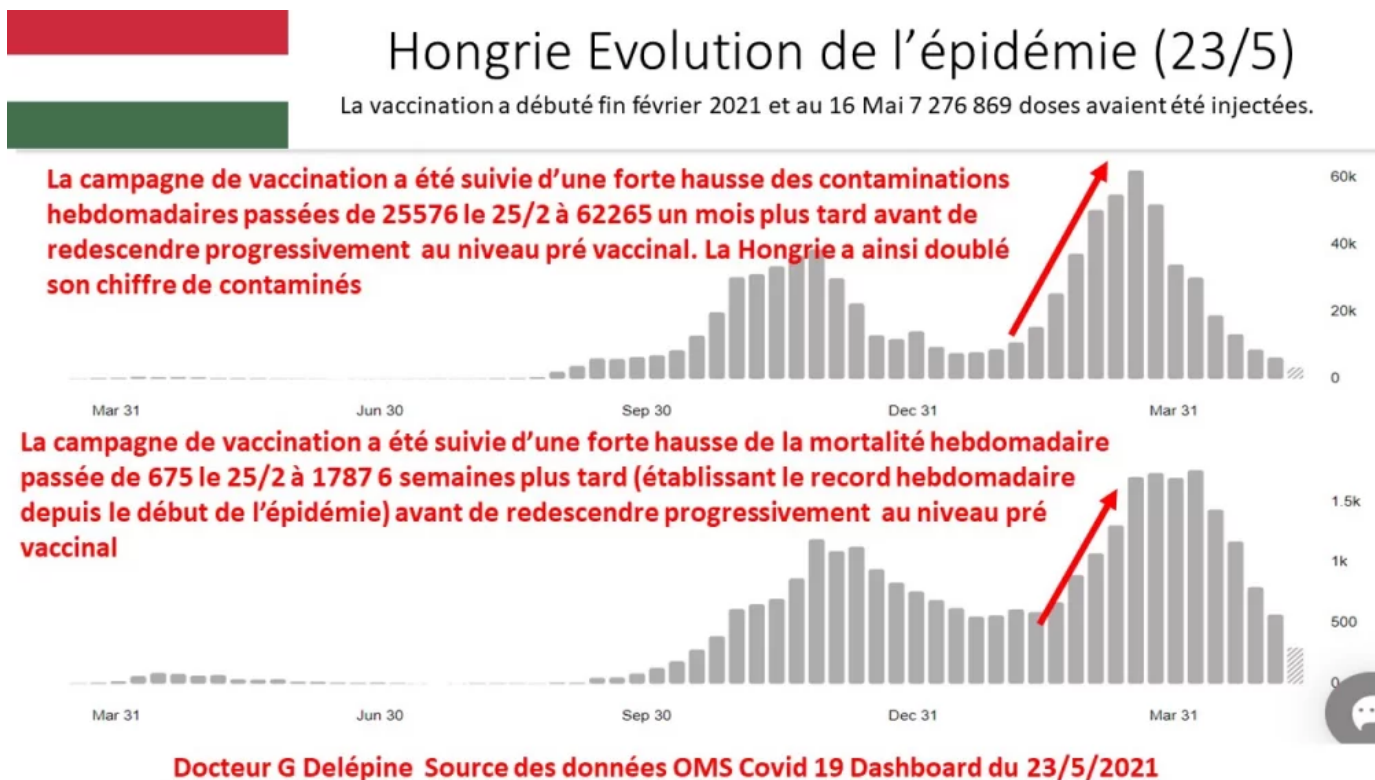
Docteur G Delépine Source des données OMS Covid 19 Dashboard du 23/5/2021

EUROPE

In Hungary, a country of 9.8 million inhabitants

The vaccination campaign, which began at the end of February, was followed by a sharp increase in weekly contaminations, which rose from 25,576 on February 25 to 62,265 a month later, before gradually falling back to the pre-vaccination level.

In two and a half months, Hungary has doubled its figures of infected (400,000 to 800,000) and deaths (from 14,000 to 29,000) reached after 11 months of epidemic



In Romania, a country of 20 million inhabitants

The vaccination campaign began at the end of December at a time when the epidemic was waning, and according to official data from May 4, 21 Bucharest has the highest vaccination rate in the country with 31.2% of its eligible population vaccinated. . But shortly after the start of vaccination, the number of daily infections and mortality increased.

Before vaccination after ten months of the epidemic, Romania had 618,000 infected and 15,000 dead. After five months of vaccination, she counts twice as much.

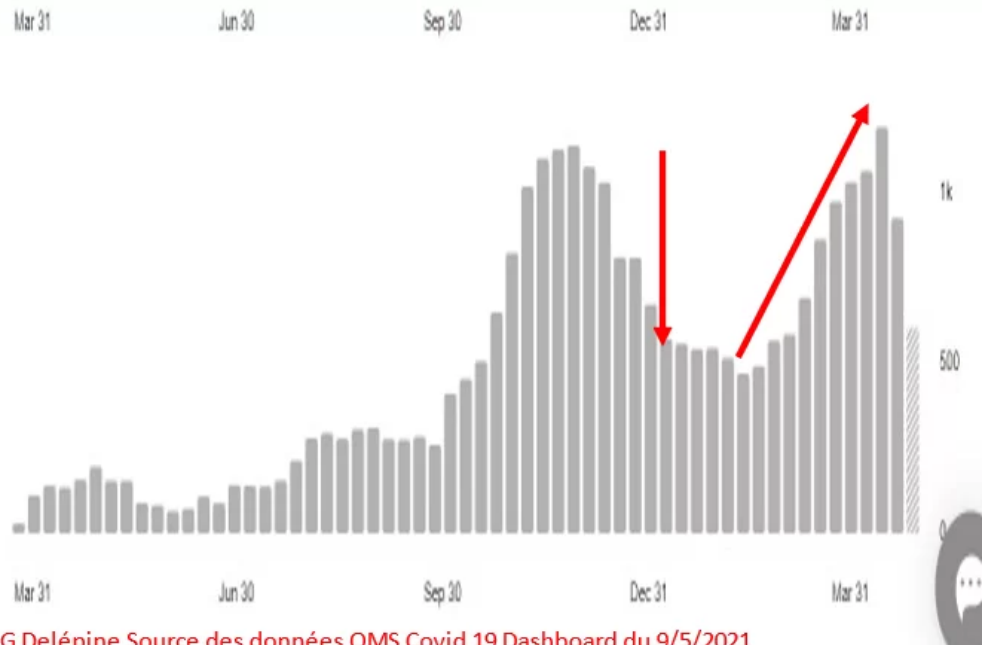


Evolution de la mortalité en Roumanie

28,799
deaths

Source: World Health Organization

Data may be incomplete for the current day or week.



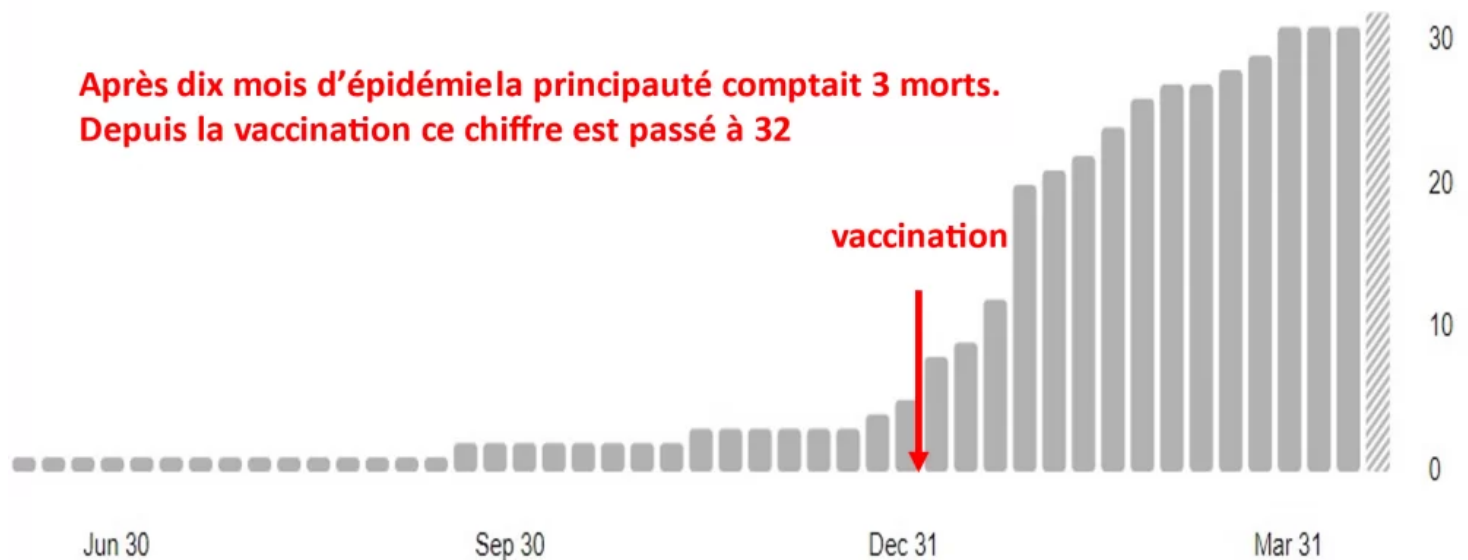
Monaco, country of 38,000 inhabitants

had only 3 deaths before vaccination and 32 since vaccination

Monaco Evolution de la mortalité au 28 4 2021

A Monaco la campagne de vaccination a été suivie d'une explosion de la mortalité.

**Après dix mois d'épidémie la principauté comptait 3 morts.
Depuis la vaccination ce chiffre est passé à 32**



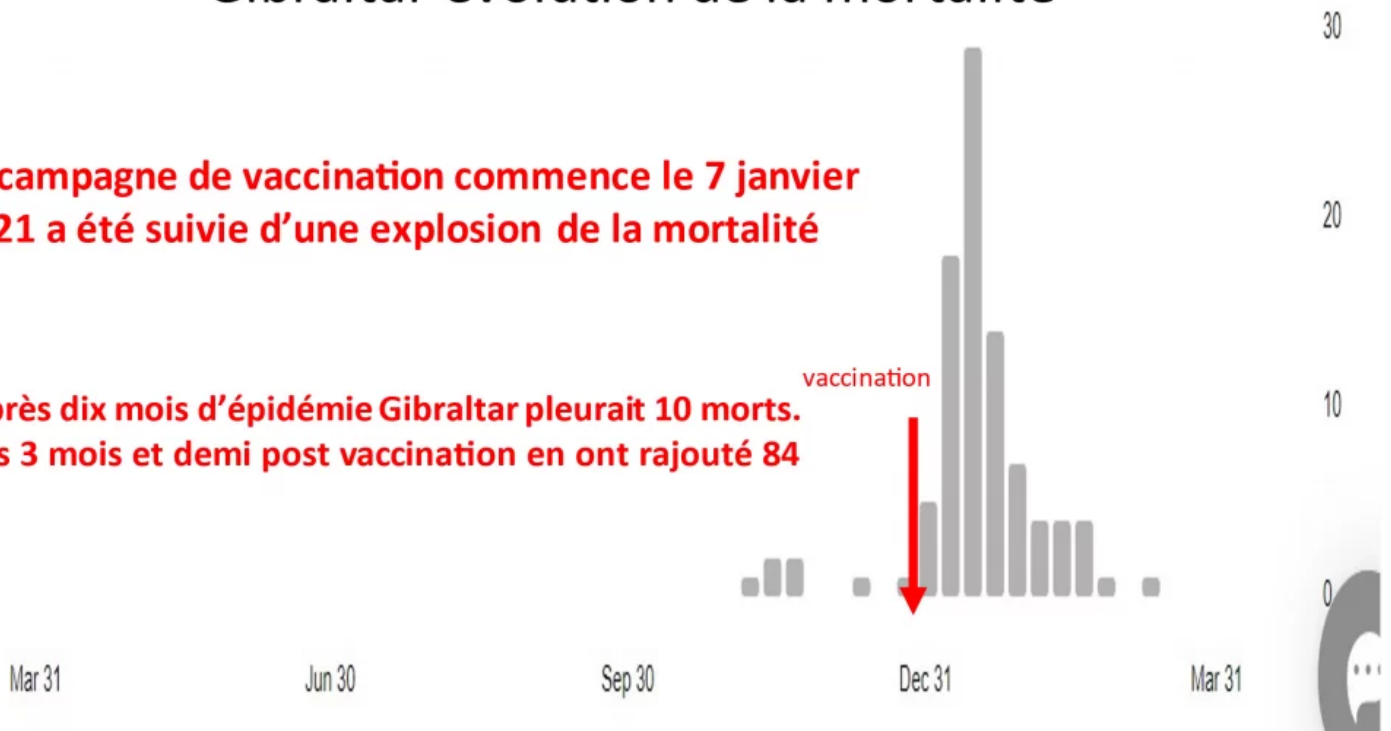
Gibraltar, 34,000 inhabitants

: vaccination of the entire population was followed by an 800% increase in mortality from 10 to 94)

Gibraltar évolution de la mortalité

La campagne de vaccination commence le 7 janvier 2021 a été suivie d'une explosion de la mortalité

Après dix mois d'épidémie Gibraltar pleurait 10 morts. Les 3 mois et demi post vaccination en ont rajouté 84



Docteur G Delépine Source des données OMS Covid 19 Dashboard du 29/4/2021

What can be deduced from these official data. Hypotheses

The Israeli and British Pyrrhic victories [4]

Vaccination advocates claim vaccinations in Israel and Britain have been successful, as current, daily contaminations and mortality are low.

But these apparent successes correspond in fact to the disappearance of a large part of the people at risk (the "harvesting ") achieved by vaccination and to the spontaneous regression of the disease observed also in countries with little vaccination.

Vaccine "harvesting"

In these two countries, the mortality attributed to Covid increased sharply for 4 to 6 weeks, equaling all the deaths in 2020. The covid per vaccination mortality curve in Israel is demonstrative.



Israel

Evolution de l'épidémie

Israël a commencé sa campagne le 19 décembre et a imposé un confinement 8 jours plus tard Avant la campagne de vaccination Israël comptait 3054 morts. Quatre mois plus tard ce chiffre est passé à 6379

Les mois de janvier et février 2021 ont établi les records mensuels de mortalité depuis dix ans



Docteur G Delépine Source des données OMS Covid 19 du 15/5/2021

The “harvest” of 1,404 people in January and 949 others in February, the equivalent of a full year of Covid mortality without a vaccine (the year 2020) sharply reduced the number of Israelis at risk, resulting in de facto probably a decrease in the apparent risk of mortality in the coming year, in this age group.

But along with this decrease in its original target, the virus has mutated to attack other segments of society and especially younger age groups.

In November 2020, data from the Israeli Ministry of Health revealed that Israel had detected 400 cases of the coronavirus in children under the age of two. In February 2021, that number increased to 5,800.

The same “harvesting ” has been observed in Great Britain. As the Covid19 threatens only a small part of the population (the elderly with comorbidity), the peri-vaccination disappearance of a large part of this population (as much as the deaths of the year 2020) at risk, mathematically reduces mortality observed, at least transiently.

Le Royaume-Uni Evolution de la mortalité hebdomadaire

Les quatre mois post vaccination ont rajouté 63629 morts aux 64028 des 10 mois précédents

La vaccination a débuté le 8 décembre 2020. Les mois de janvier 2021 (30023 morts) et de février (14698) ont été les plus meurtriers depuis le début de la pandémie diminuant d'autant le nombre de personnes à risque.



Docteur G Delépine Source des données OMS Covid 19 Dashboard du 6/5/2021

70% des morts observés depuis la vaccination auraient reçu 2 doses de vaccin

SPI-M-O: Summary of further modelling of easing restrictions – Roadmap Step 2 Date: 31st March 2021

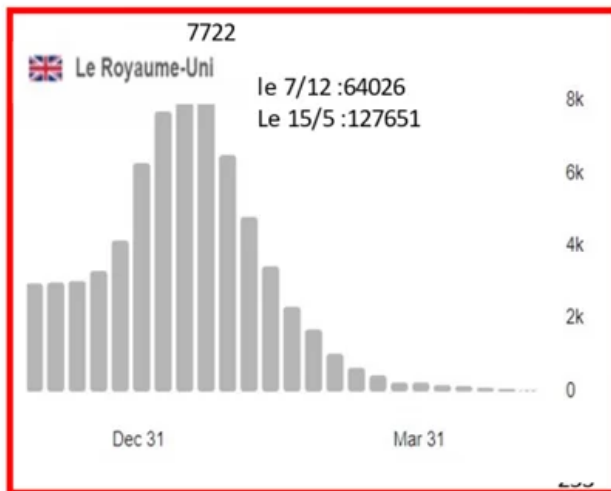
Since the British vaccination campaign, the average mortality per million inhabitants in Great Britain (934 / M) is more than double that of the Netherlands (411 / M).

The natural regression of the epidemic

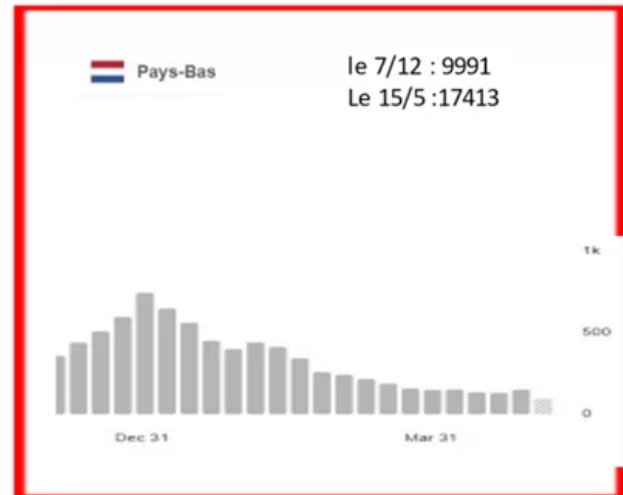
Also explains the drop in mortality as shown in the comparison between the highly vaccinated Great Britain and the very poorly vaccinated Netherlands

Mortalités comparées Pays Bas – Grande Bretagne depuis la vaccination

Afin de permettre une comparaison facile les échelles des mortalités sont proportionnelles aux populations



Depuis la vaccination GB a doublé son nombre de morts



Durant la même période la mortalité a augmenté de 70%

Docteur G Delépine Source des données OMS Covid 19 Dashboard du 1/5/2021

The mortality curves per million inhabitants follow the same temporality in these two neighboring countries. That of the United Kingdom suffers from a much higher peri-vaccination peak, the current mortality in the Netherlands is slightly higher reflecting the absence of the English “harvest”.

The current vaccination, accelerator of the epidemic and mortality?

The review of the main countries which have adopted broad vaccination shows that in real populations, generalized vaccination behaves more as an accelerator of the epidemic and of mortality than as a prevention thereof. [5]

In all highly vaccinated countries, the mortality recorded during the two months after vaccination is equal to or exceeds that of the whole of 2020.

LACK OF SOLID EXPERIMENTAL DATA

The tests of these vaccines were insufficient, without hindsight, because they are in progress. The first results are promised for early 2023.

None of them pointed out the possibility of a possible increase in contamination and mortality, which fortunately appear to be transitory. They are not very informative on the more or less serious side effects, such as the frequency of early vascular accidents in the days following vaccination, or the multiplication of miscarriages and menstrual disorders in women for example and of course the possible more complications. late in the medium and long term.

The race for accelerated vaccination at all costs could ultimately be ineffective for popular confidence in all vaccinations. There’s no point in running, you have to start on time, La Fontaine would have said. But new billionaires like the CEO of Moderna probably don’t think like the turtle in the Fable who has already amassed a fortune.

THE FUTURE IS EARLY TREATMENTS MASTERED BY FIELD PHYSICIANS

Transparent studies are essential to understand the mechanism of these transient worsening of the epidemic after vaccination and to deduce possible preventive measures, if a new outbreak occurs.

Especially since the future, after this vaccine hecatomb, remains very uncertain. The leaders who have violated the bases of medicine and democracy by imposing express vaccination without respecting the usual procedures for the safety and effectiveness of drugs placed on the market, all find themselves promising their populations early treatment for future waves, thus proving, like Boris Johnson, that they no longer believe in the vaccination they have imposed. [6]

MEDICINE SHOULD NOT BE DECIDED BY POLICY

Health policy should no longer be imposed or guided by often inaccurate simulations (and their displays sometimes influenced by policies as English scientists admit), but should be based on respect for democracy and clinical experience. field physicians possibly guided by simple non-binding recommendations.

All data must be transparent like the figures of the Sentinels Network which reflects the number of real patients, consulting doctors for clinical signs. Much more reliable than the perennial contamination figures based on unreliable PCR tests.

FREEDOM TO CARE AND BE CAREFUL

Surtout les médecins doivent être autorisés à traiter librement leurs patients avec tous les moyens à leur disposition sans diktat bureaucratique, et ce dès le début de la maladie, comme dans toute autre pathologie. Dès le début de l'épidémie, les traitements précoces basés sur les antibiotiques, macrolides, l'hydroxychloroquine, l'Artemisia, les vitamines D et C et le zinc, puis l'ivermectine étaient connus et diabolisés par les médecins de plateau au service de nouvelles drogues hors de prix comme le remdésivir, et surtout des futurs vaccins.

The political choice to prohibit the free choice of treatment by the authorities has led in several countries of the world, including France, to numerous deaths, at least part of which was preventable. The ongoing trials will give voice to the families of the victims without repairing the irreparable loss of a loved one.

ESSENTIAL MORATORIUM

Totalitarianism, systematic censorship and persecution of opponents and the suppression of fundamental freedoms in science, medicine and economics only lead to more or less long-term catastrophes, including for those responsible for them.

It is high time to go back to the proven facts and to their critical examination without a priori. In all countries, experimental vaccinations were followed by an increase in contamination and mortality attributed to Covid19 and the appearance of mutants. As long as the phenomenon has not been elucidated, a moratorium on anticovid vaccinations is essential and urgent.

Dr Gérard Delépine

Notes:

[1] Great Britain: actual results of the anti-Covid-19 vaccination as of March 29 – (ripostelaique.com) []

[2] Analysis of the results of the anti-Covid19 vaccination in Israel as of February 23, 2021 – Nouveau Monde (nouveau-monde.ca) []

[3] <https://nouveau-monde.ca/et-surgit-une-hecatombe-post-vaccinale/> []

[4] A Pyrrhic victory is a tactical victory, achieved at the cost of losses so heavy to the winner that they compromise his chances of final victory. []

[5] F Gobert Since we were vaccinated (anticovid), the average daily mortality has increased in 13 countries out of 14 Agoravox <https://www.agoravox.fr/actualites/sante/article/depuis-qu-on-vaccine-anticovid-la-233252> []

[6] <https://www.francesoir.fr/societe-sante/boris-johnson-veut-un-traitement-precoce-contre-la-covid-dici-lautomne> []

The original source of this article is nouveau-monde.ca and mondialisation.ca

Copyright © Dr Gérard Delépine , nouveau-monde.ca , 2021